

# Presentation of the DZ Internet System

## Presentation of the DZ Internet System

**CORPORATE CUSTOMERS**



Dear Customer!

It is a great pleasure to introduce you to the new DZ Internet online banking system.

Over the next pages, you will learn about the modifications, new features, login and authorization methods and the help on how to use the upgraded system version.

Yours faithfully,

DZ BANK Polska S.A.

# Contents:

**1. System Ergonomics**

**2. Key Modifications**

**3. New Login Methods**

**4. New Authorization Methods**

**5. Help**

# 1. System Ergonomics

The system is divided into segments for ease of navigation and to provide quick access to the most important functionalities:

- Information bar

[Homepage](#) | [Information module](#) | [Questions & Answers](#) | [Security](#)

With a combo box on the right-hand side to choose the work context:

You will find the security image below (more information on that option is available in the Security section of the system) along with login information:

 **DZ BANK** Polska



**Jan Kowalski**

Last login: 08-03-2010 11:33

Failed login: 25-02-2010 12:57

Main system modules are available from the horizontal bar:

My finances | Accounts | Cards | Deposits | Loans | Payments | Standing orders | Trade Finance | Communication | Applications | Administration

When you choose the left-hand side module, a menu with options will be displayed, e.g. for the Accounts module, the menu will be as follows:

List of accounts
Account history
Bank statements
Other bank statements
Mass payment reports
▶ Graphics analyses
Account groups

Most of the tabs are like filters (after you fill them in, the search result will be displayed for the selected criteria)

#### Bank statements

Group name

Account

Date from  to

Last

Statement number

Display

Results can be sorted according to the selected column by clicking on that column (a triangular icon is displayed by that column)

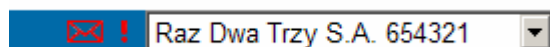
Statement number	Frequency	Statement date	Start date End date	Start balance	End balance	Actions
72	Daily	12.01.2008	08-04-2009 10-04-2009	12 999,00 PLN	10 999,00 PLN	<a href="#">Download PDF</a> <a href="#">Download</a> <a href="#">MT940</a>
73	Weekly	15.01.2008	08-06-2009 13-07-2009	999,00 PLN	10 444,00 PLN	<a href="#">Download PDF</a> <a href="#">Download</a> <a href="#">MT940</a>

In each tab you have the option to choose from several language versions and get help

[Polski](#) | [Deutsch](#)

[Help](#)

In addition, icons are available to inform you about new mail from the Bank (the envelope icon):



and about rejected transactions (the exclamation mark icon)

At the end of the module bar, a logout button is available (please remember that it is the most secure way to exit the Bank's transaction website)

[Administration](#) | [Logout](#)

## 2. Key Modifications

The key changes in the system are:

- The customizable My Finance section which shows your current accounts, deposits, loans and credit cards

My group

Account number Owner name	Alias System name	Currency	Balance	Available balance	Actions
11 1111 1111 1111 1111 1111 Firma Alfa	ZFŚS FS current account	PLN	36,910.44	36,602.56	<a href="#">Details</a> <a href="#">Statements</a>
11 1111 1111 1111 1111 1111 Firma Alfa	Składki ubezpieczających-zdrowotne Mass payments current account	PLN	0.00	0.00	<a href="#">Details</a> <a href="#">Statements</a> <a href="#">Reports</a>

1 do 2 (z 2) records per page  Go to:

		Balance
Currency total of account balances	PLN	36 910,44

[Manage groups](#)

Polski | [Deutsch](#) [Help](#)



## -User settings (default account, language, group, context)

### Settings

Default context	<input type="text" value="Kontekst 1"/>
Default group	<input type="text" value="--- All ---"/>
Default account	<input type="text" value="11 1111 1111 1111 1111 1111 (PLN) Current account"/>
Records per page	<input type="text" value="10"/>
Language	<input type="radio"/> Polish <input checked="" type="radio"/> English <input type="radio"/> German

## -Event messaging (via email and SMS)

### Notifications

Telephone number	<input type="text" value="+48"/>	
Email address	<input type="text"/>	

#### System notifications

Correct login	<input type="checkbox"/> Email	<input type="checkbox"/> SMS	<input type="checkbox"/> WWW
Incorrect login	<input type="checkbox"/> Email	<input type="checkbox"/> SMS	<input type="checkbox"/> WWW
Blocked access to BI	<input type="checkbox"/> Email	<input type="checkbox"/> SMS	<input type="checkbox"/> WWW

#### Product notifications

Rejection of transfer sent from BI	<input type="checkbox"/> Email	<input type="checkbox"/> SMS	<input checked="" type="checkbox"/> WWW
------------------------------------	--------------------------------	------------------------------	---

Save settings

**-Wide range of possible amount limits, including time limitations, access to chosen order types:**

Schema attributes 

Order type	Schema name	Schema structure	Schema valid until	Schema currency	Limits for particular order types J-one-time,D-daily,T-weekly,M-monthly		
					INTERNAL (Company)	INTERNAL(Holding)	External
Credit Card repayment					J no limit	J no limit	J no limit
PZ							
DD query					D no limit	D no limit	D no limit
SEPA							
Foreign							
MT101 Domestic	A	A	from: to:	PLN	T no limit	T no limit	T no limit
Standing orders							
Internal					M no limit	M no limit	M no limit
US							
ZUS							


-Easy connection with any internal financial system used in your company. In the new version of system, the most popular file exchange formats are implemented, as well as possibility to create your own templates to import and export data.

▼ Import
List of templates
<b>Import</b>
New template
▼ Export
List of templates
Export
New template

### Import

Template kind	<input checked="" type="radio"/> bank-defined <input type="radio"/> own
Template type	Domestic
Template name	Videotel
File name	C:\Documents and Set <input type="button" value="Przełóżaj..."/>
	<input type="button" value="Import"/>

**-Payment schedule**



it is a payment overview presented for you convenience in the form of calendar


**- The option to choose the time of transfer**

Time of processing  

**- Electronic applications functionality**

**Application to raise/lower card limit**

---

Card type	<input type="text" value="--- Select ---"/>
Card number	<input type="text" value="--- Select ---"/>
Name of card owner	<input type="text"/>
Client name shown on card	<input type="text"/>
<b>Change of monthly limit</b>	
Current limit	<input type="text"/> PLN
Proposed limit	<input type="text"/> PLN Maximum limit: -
Limit to be valid until	<input type="text"/> 
Change of daily cash limit	

---

as well as:

**-Access to payment cards, deposits, loans, trade finance, direct debit**

**-Possibility to establish Superuser – the person, that will be able to manage some of access rights of the other users in the company**

**-Orders package - a function that allows to create packages containing a number of payments**

**and other improvements for users that have not been described above.**



## 4. New Authorisation Methods

The system will also support new transaction authorization methods (aside from the certificate on your HD):

- A chip card certificate and PIN



- An SMS code

Please type SMS code number: 4

The SMS code will be each time sent to the indicated telephone number upon authentication.

## 5. Help

Help for the DZ Internet system is available:

-in the bubbles found at certain fields, marked with the icon 

-at the bottom of the page, when you click the link [Help](#)

-on the upper bar [Questions & Answers](#)

-in the user's manual available from the Bank's website

and when you contact the Internet Banking Department or the Account Manager:

e-mail: [bi@dzbank.pl](mailto:bi@dzbank.pl)

tel. +48 (22) 505 75 05

fax. +48 (22) 505 78 17